

**AGENDA SUBMITTAL**

**To:** GCSD Board of Directors  
**From:** GCSD Staff  
**Date:** October 10, 2016  
**Subject:** Consider for Approval Location for Frank Oyung Memorial Bench at Mary Laveroni Park (Staff).


---

**Summary**

The Park Committee with help from the Oyung family has determined a location for the memorial bench. The bench would be near the loading zone for the YART bus.

**Recommended Action**

**Approve the Location of the Frank Oyung Memorial Bench.**





Proposed Location for Frank Oyung Memorial Bench



AGENDA SUBMITTAL

**To:** GCSD Board of Directors  
**From:** GCSD Staff  
**Date:** October 10, 2016  
**Subject:** Consider for Approval Increasing Government Fund by \$45,000 for Mary Laveroni Park Upgrades


---



**Summary**

For the past few years, the Fire Fund has come in under budget, and the surplus has been placed into reserves. The Park Committee recommends transferring \$45,000 of the \$90,000 surplus from the previous fiscal year, to be used towards park improvements/upgrade projects for the current fiscal year.

**Recommended Action**

Approve increasing FY 16/17 Government Fund by \$45,000 to be used for park upgrades.






## Collections & Distribution Monthly Report for September

### Water Breaks or Repairs-


- Repaired water leak near upper park BBQ pit
- Water break in BOF next to PML hardware (2" line)
- Repaired 5 water leaks in ponderosa ( service tube)



- Water break at DTE ( service Tube)
- Water line repair unit 3 lot 206 ( service tube)



- Dug up water line at tank 3 for OD





## Sewer Line Back-Ups, Breaks or Repairs-

- None for the month

## **Customer Service**

### Water-


- Read water meters
- 0 new installations
- 33 meter change outs
- 11 customers complaints (all resolved)
- 1 check/ repair meter
- 1 Request to Engineering Department measure sewer.
- 13 lock off's
- 0 Color Taste-quality
- 13 Read meter
- 14 Re-Read
- 3 Read Tenant out
- 2 Turn off Meter
- 9 Turn on meter
- 23 Test meter
- Monthly Meter lock offs and turn on

### Sewer-

- Weekly Preventative Maintenance Check (PMCS) and Generators Checks at all Lift Stations
- Cleaned the pressure transducers and floats as needed at all Lift Stations
- Did odor control at all Lift Stations as needed
- Chemically cleaned various sewer gravity lines throughout the District.
- Hydro-Flushed various sewer gravity lines throughout the District
- Cleaned Lift Stations, floats and PT at 5, 6, 7 & 8
- Inspected manholes for grease on Ls 5 gravity lines
- Installed PT and set new levels at ls#2
- Secured electrical cabinet at LS 16
- Built retaining wall at LS 4 and glued caps down
- Changed out drive chain on Roto Strainer

### On Call-

- 5 Call out's




- 4 water related
- 1 park restrooms

### Vehicle Maintenance-

- Installed steering box on E781
- Did weekly checks on standby Generators at Tank 2, 5, Fire House and shop
- Serviced truck 17 and truck 3
- Replaced truck 4 water pump and exhaust manifold ( gaskets)
- Repaired emergency brake on truck 11(noticed rear end and transmission are bad) took truck out of service
- Diagnosed truck 6 driver side door problem ( needs new door setting up account with Steve Chevrolet)
- Cleaned and replaced hydraulic line on Mini excavator and greased
- Steamed cleaned Bob Cat / Skid Steer and greased
- Diagnosed shop air compressor problem (ordering new pump)
- Steamed cleaned new Backhoe and greased
- Installed new air compressor on truck 18
- Installed new safety chains on the Vac-tron
- Replaced filter bowl assembly on truck 15 external fuel tank
- Cleaned Generator /housing on Lift Station Generators
- Repaired brush hog

### Buildings & Grounds-

- Started to clean up park for 49er festival (Blew off park, Fixed tarp at lower park, pressure washed all lower park facilities, tour out foundation to stage at the park an graveled)
- Weedeated by admin and raked under Redwoods
- Worked on road above pole barn ( blocking access to District property)
- Counted tables and chairs at park
- Moved paint shed from shop wash rack behind maintenance building and organized wash rack
- Repaired men's urinal and women's toilet in upper park bathrooms
- Cleaned around redwood and Admin driveway
- Repaired shower shut off at the Fire house
- Installed shut off valves in the upper park Bathrooms
- Fixed wall plugs and toilets at lower park
- Mowed, weedeated, and blew off upper and lower park




- Replaced sprinklers in the upper park area

#### Safety & Training-

- 2 employees attended a 2 day Distribution Class in Tracy
- 2 employees took Distribution 1 exam in Sacramento
- Weekly safety meetings ( tailgate)
- Weekly vehicle checks

#### Major Projects or Normal Preventative Maintenance-

- Worked with surveyor on District boundaries around Tank 5
- Checked and refilled the de-chlorination tabs on auto flushers being used out in the Water Distribution system.
- Worked on 2G VFD installation
- Fixed hour meters for booster pumps at 2G
- Pre construction meeting on replacement of Tank 3 Cla-Val (operated shut off's all three leaked) dug up and got OD on Pipe for possible Insertion Valve
- Repaired water line at STP Plant 2" PVC line
- Tested Multiple meters due to 6 month audit for no usage
- Changed out multiple meters throughout the District
- Installed new gate valve on BC flow meter
- Installed Ballard for gate on LS#16 force main easement
- Locked off w99 meters
- Cleaned meter boxes and backflow boxes in unit 12
- Worked on APA problem at Big creek ran new out put
- Dipped tank 2 and Tank 5 and dosed with Chlorine ( Dipped Tank 5 3 times)
- Marked multiple USA throughout the District
- Worked on annual Backflow Testing



**Groveland Community Services District**  
**Fire Department / CALFIRE**  
18966 Ferretti Road Groveland, CA 95321

Staff Report  
October 10, 2016

To: Board of Directors

From: Paul Avila, Assistant Chief  
By: Jude R. Acosta, Battalion Chief

Subject: Monthly Activity Report – September 5, 2016 to October 2, 2016

---


**Operations:**

**Emergency Incident Response:**

On September 16<sup>th</sup> Fire Units responded to a vegetation fire on Pine Mountain Drive. Upon arrival, there was a fence and a small spot of ground litter smoldering after being contained by locals. The property owners were not home at the time but observant neighbors smelled the smoke and extinguished the fire with a water bucket. The cause of the fire is under investigation.

On September 26<sup>th</sup> CAL FIRE responded to a vegetation fire on Marshes Flat Road in Moccasin. Upon arriving at scene, there was 10 acres of grass and brush burning at a dangerous rate of spread on both sides of the road. The fire was aided by a north wind and continued to spot ahead of itself to the south. Additional resources were ordered to protect the community of Moccasin and to prevent the fire from spotting on the east side of Highway 49 into Groveland. Fire crews worked vigorously through the night and into the next day's containing the fire at 1080 acres. The Groveland Community Services District was able to provide additional water supply in the Big Oak Flat area as a contingency. The cause of the fire is determined to be a vehicle parked on dry grass.

On September 29<sup>th</sup> Fire Units responded to a traffic accident halfway up the new Priest Grade. Upon arriving at scene, there was a single vehicle on its roof approximately 350 feet off the roadway. A rope rescue system was set up and our firefighters went down to evaluate the single patient. Unfortunately, the patient succumbed to his injuries at scene. Fire crews provided standby while the vehicle was removed to prevent fires.





Apparatus and Equipment:

All equipment is in service and available



Training:


In addition to our monthly Emergency Medical Technician (EMT) curriculum and engine company performance standards, Battalion personnel received the following specialized training:

- Active Shooter
- Hydraulics
- Wildland Urban Interface (WUI)
- Pumping Drills
- Hose Evolutions
- Hazardous Materials
- Building Construction

Public Education:

Groveland Fire and CAL FIRE participated in the Annual 49er Festival and Chili Cook-off. Engine 781 lead off the day in the parade and Engine 4476 escorted a special guest, Smokey the Bear at the festivities in the Community Park. There was an open house at the fire station with our firefighters handing out public education materials to the children. Both fire engines were on display to show the equipment carried and capabilities.







# RESPONSE ACTIVITY TALLY REPORT


55045

GROVELAND CSD

Alarm Date From: 9/5/2016 To: 10/2/2016

Report Date: 10/4/2016

INCIDENT TYPE	INCIDENT TYPE DESCRIPTION	INCIDENT COUNT
<b>GCS</b>		
321	EMS call, excluding vehicle accident with injury	19
324	Motor vehicle accident with no injuries	1
550	Public service assistance, other	3
551	Assist police or other governmental agency	4
651	Smoke scare, odor of smoke	2
700	False alarm or false call, other	2
	<b>Subtotal</b>	<b>31</b>
<b>GRV</b>		
321	EMS call, excluding vehicle accident with injury	1
400	Hazardous condition, other	1
551	Assist police or other governmental agency	1
	<b>Subtotal</b>	<b>3</b>
<b>FDID 55045</b>	<b>GROVELAND CSD</b>	<b>Grand Total 34</b>




# Budget to Actual

## Groveland Community Services District

For 4th Quarter ended Jun 30, 2016

Total - District-Wide	2015/16 Annual Budget	Year-to-date Actuals	Prior Year-to-date Actuals
Fixed rates	\$ 2,343,750	\$ 2,364,252	\$ 2,292,525
Variable rates	768,480	792,720	721,622
Property taxes	991,900	1,049,742	997,791
Other operating revenues	109,860	182,279	155,084
<b>Total operating revenues</b>	<b>4,213,990</b>	<b>4,388,993</b>	<b>4,167,022</b>
Salaries and benefits	(1,775,417)	(1,351,966)	(1,449,604)
Cost of water	(184,000)	(163,525)	(121,840)
Utilities	(263,540)	(209,468)	(215,079)
Legal	(67,500)	(39,973)	(34,143)
Cal Fire contract	(1,024,602)	(830,481)	(633,791)
Other operating expenses	(1,068,175)	(850,560)	(875,630)
<b>Total operating expenses</b>	<b>(4,383,234)</b>	<b>(3,445,973)</b>	<b>(3,330,087)</b>
<b>Operating income</b>	<b>(169,244)</b>	<b>943,020</b>	<b>836,935</b>
<i>Efficiency</i>	\$ 1.04	\$ 0.79	\$ 0.80
Debt service collections	1,225,500	1,227,091	1,224,959
Debt service: Prin/Interest	(1,010,242)	(1,005,070)	(995,047)
Leases: prin+interest	(47,350)	(16,419)	(12,745)
Transfer to OPEB Trust	(175,200)	(175,200)	(162,000)
Transfer to Pension	(129,200)	(102,983)	-
Capital outlay (fixed assets)	(395,000)	(373,816)	(1,727,684)
Other nonoperating revenues	1,350	121,537	1,218,826
<b>Net profit (loss)</b>	<b>\$ (699,386)</b>	<b>\$ 618,160</b>	<b>\$ 383,244</b>

	CY vs. PY	% Change CY vs. PY	Favorable (Unfavorable)	CY Actual Vs. Budget
\$	71,727	3.1%	\$	20,502
	71,098	9.9%		24,240
	51,951	5.2%		57,842
	27,195	17.5%		72,419
	<b>221,971</b>	<b>5.3%</b>		<b>175,003</b>
	97,638	6.7%		423,451
	(41,685)	-34.2%		20,475
	5,611	2.6%		54,072
	(5,830)	-17.1%		27,527
	(196,690)	-31.0%		194,121
	25,070	2.9%		217,615
	<b>(115,886)</b>	<b>-3.5%</b>		<b>937,261</b>
	106,084			1,112,264
\$	0.01	1.8%	\$	0.26
	2,133	-0.2%		1,591
	(10,023)	-1.0%		5,172
	(3,674)	-28.8%		30,931
	(13,200)	-8.1%		-
	(102,983)	100.0%		26,217
	1,353,868	-78.4%		21,184
	(1,097,289)	-90.0%		120,187
\$	<b>234,917</b>		\$	<b>1,317,546</b>



**Budget to Actual**

**Groveland Community Services District**

For 4th Quarter ended Jun 30, 2016

Water	2015/16 Annual Budget	Year-to-date Actuals	Prior Year-to-date Actuals
Fixed rates	\$ 1,280,560	\$ 1,301,920	\$ 1,230,246
Variable rates	430,161	425,798	343,569
Other operating revenues	76,310	66,072	60,274
<b>Total operating revenues</b>	<b>1,787,031</b>	<b>1,793,791</b>	<b>1,634,089</b>
Salaries	(567,871)	(413,406)	(432,040)
Benefits	(310,768)	(273,904)	(298,767)
Cost of water	(184,000)	(163,525)	(121,840)
Utilities	(106,165)	(91,017)	(78,823)
Legal	(35,500)	(20,751)	(19,347)
Other operating expenses	(530,950)	(455,623)	(482,080)
<b>Total operating expenses</b>	<b>(1,735,254)</b>	<b>(1,418,225)</b>	<b>(1,432,897)</b>
<b>Operating income</b>	<b>51,777</b>	<b>375,566</b>	<b>201,192</b>
<i>Efficiency</i>	\$ 0.97	\$ 0.79	\$ 0.88
Debt service collections	815,500	816,401	815,155
Debt service Prin/Interest	(689,557)	(684,393)	(676,508)
Leases	(9,350)	(8,631)	(9,373)
Transfer to OPEB Trust	(100,000)	(100,000)	(94,000)
Transfer to Pension	(42,000)	(41,393)	\$ -
Capital outlay (fixed assets)	(208,000)	(177,356)	(1,475,445)
Other nonoperating expenses	-	-	-
Other nonoperating revenues	850	116,706	1,183,017
<b>Net profit (loss)</b>	<b>\$ (180,780)</b>	<b>\$ 296,902</b>	<b>\$ (55,962)</b>

**Water Fund Quarter Summary Notes**

**REVENUE**

Water Revenue is up 10% due to price increase in April.

**EXPENSES**

The cost of water is up due to an increase in rates by SPPUC.

**NONOPERATING**

Nothing notable.

**Operating Efficiency - Current**

For Every \$1 received:

Budgeted to spend:

Actually spent

Favorable (nonfavorable) Variance

\$ 0.971
\$ 0.791
\$ 0.180

**Operating**

For Every \$1 received:


Prior year Actual Spend

Current year Actual Spent

Favorable (nonfavorable) Variance

\$ 0.877
\$ 0.791
\$ 0.086

	CY vs. PY	% Change CY vs. PY	CY Actual Vs. Budget
\$	71,674	5.8%	\$ 21,360
	82,229	23.9%	(4,363)
	5,798	9.6%	(10,238)
	159,702	9.8%	6,760
	18,634	4.3%	154,465
	24,863	8.3%	36,864
	(41,685)	-34.2%	20,475
	(12,194)	-15.5%	15,148
	(1,404)	-7.3%	14,749
	26,457	5.5%	75,327
	14,672	1.0%	317,029
	174,374		323,789
\$	0.09	9.8%	\$ 0.18
	1,246	-0.2%	901
	(7,885)	-1.2%	5,164
	742	7.9%	719
	(6,000)	-6.4%	-
	(41,393)	100.0%	607
	1,298,089	88.0%	30,644
	-	100.0%	-
	(1,066,311)	90.1%	115,856
	352,864		477,682





## Budget to Actual

### Groveland Community Services District

For 4th Quarter ended Jun 30, 2016

Sewer	2015/16 Annual Budget	Year-to-date Actuals	Prior Year-to-date Actuals
Fixed rates	\$ 1,063,190	\$ 1,062,332	\$ 1,062,279
Variable rates	338,319	366,922	378,053
Other operating revenues	31,050	29,607	44,622
<b>Total operating revenues</b>	<b>1,432,559</b>	<b>1,458,860</b>	<b>1,484,954</b>
Salaries	(546,776)	(374,794)	(361,917)
Benefits	(295,699)	(237,413)	(238,122)
Utilities	(110,975)	(84,527)	(103,214)
Legal	(25,000)	(17,267)	(12,976)
Other operating expenses	(434,350)	(319,853)	(311,491)
<b>Total operating expenses</b>	<b>(1,412,800)</b>	<b>(1,033,855)</b>	<b>(1,027,720)</b>
<b>Operating income</b>	<b>19,759</b>	<b>425,006</b>	<b>457,234</b>
<i>Efficiency</i>	<i>0.99</i>	<i>\$ 0.71</i>	<i>\$ 0.69</i>
Debt service collections	410,000	410,690	409,804
Debt service: Prin/Interest	(320,685)	(320,677)	(318,539)
Leases	(38,000)	(7,788)	(3,372)
Transfer to OPEB Trust	(75,000)	(75,000)	(68,000)
Transfer to Pension	(42,000)	(41,393)	-
Capital outlay (fixed assets)	(153,500)	(162,477)	(252,239)
Other nonoperating revenues	-	2,954	31,509
<b>Net profit (loss)</b>	<b>\$ (199,426)</b>	<b>\$ 231,314</b>	<b>\$ 256,397</b>

	CY vs. PY	% Change CY vs. PY	CY Actual Vs. Budget
\$	53	0.0%	\$ (858)
	(11,131)	-2.9%	28,603
	(15,016)	-33.7%	(1,443)
	(26,094)	-1.8%	26,301
	(12,877)	-3.6%	171,982
	709	0.3%	58,286
	18,687	18.1%	26,448
	(4,291)	-33.1%	7,733
	(8,362)	-2.7%	114,497
	(6,135)	-0.6%	378,945
	(32,229)		405,247
\$	(0.02)	-2.4%	\$ 0.28
	886	0.2%	690
	(2,138)	-0.7%	8
	(4,416)	-131.0%	30,212
	(7,000)	-10.3%	-
	(41,393)	100.0%	608
	89,762	35.6%	(8,977)
	(28,555)	-90.6%	2,954
\$	(25,082)		\$ 430,740

### Sewer Fund Quarter Summary Notes

#### REVENUE

Revenue is slightly down.

#### EXPENSES

Nothing notable.

#### NONOPERATING

Other Non-Operating Revenue is down; previous FY figure includes septage sales for Rim Fire.

#### Operating Efficiency - Current

For Every \$1 received:

Budgeted to spend:

Actually spent

Favorable (nonfavorable) Variance

\$	0.986
\$	0.709
\$	0.278

#### Operating


For Every \$1 received:

Prior year Actual Spend

Current year Actual Spend

Favorable (nonfavorable) Variance

\$	0.692
\$	0.709
\$	(0.017)



**Budget to Actual**


**Groveland Community Services District**

**Budget to Actual**

**Groveland Community Services District**

For 4th Quarter ended Jun 30, 2016

<b>Total Governmental Funds</b>	<b>Budget</b>	<b>Actuals</b>	<b>date Actuals</b>	<b>CY vs. PY</b>	<b>Favorable (Unfavorable) vs. PY</b>	<b>Budget</b>
Property taxes	991,900	1,049,742	997,791	51,951	5.2%	57,842
Other operating revenues	2,500	86,600	50,188	36,412	72.6%	84,100
<b>Total operating revenues</b>	<b>994,400</b>	<b>1,136,342</b>	<b>1,047,979</b>	<b>88,363</b>	<b>8.4%</b>	<b>141,942</b>
Salaries and benefits	(54,303)	(52,449)	(118,758)	66,309	55.8%	1,854
Utilities	(46,400)	(33,924)	(33,042)	(882)	-2.7%	12,476
Legal	(7,000)	(1,955)	(1,820)	(135)	-7.4%	5,045
Cal Fire/Amador contract	(1,024,602)	(830,481)	(633,791)	(196,690)	-31.0%	194,121
Other operating expenses	(102,875)	(75,084)	(82,059)	6,975	8.5%	27,791
<b>Total operating expenses</b>	<b>(1,235,180)</b>	<b>(993,894)</b>	<b>(869,470)</b>	<b>(124,424)</b>	<b>-14.3%</b>	<b>241,286</b>
<b>Operating income</b>	<b>(240,780)</b>	<b>142,448</b>	<b>178,509</b>	<b>(36,061)</b>		<b>383,228</b>
<i>Efficiency</i>	\$ 1.24	\$ 0.87	\$ 0.83	(0.04)	-5.4%	\$ 0.37
Transfer to OPEB Trust	(200)	(200)	-	(200)	100.0%	-
Transfer to Pension	(45,200)	(20,198)	-	(20,198)	100.0%	25,002
Capital outlay (fixed assets)	(33,500)	(33,982)	-	(33,982)	300.0%	(482)
Other nonoperating revenues	500	1,877	4,300	(2,423)	-56.4%	1,377
<b>Net profit (loss)</b>	<b>\$ (319,180)</b>	<b>\$ 89,944</b>	<b>\$ 182,809</b>	<b>(92,865)</b>		<b>\$ 409,124</b>



**Budget to Actual**

**Groveland Community Services District**

For 4th Quarter ended Jun 30, 2016

Fire	2015/16 Annual		Year-to-date Actuals	Prior Year-to- date Actuals	Favorable (Unfavorable) % Change CY vs. PY	
	Budget	Actuals			CY vs. PY	Budget
Property taxes	\$ 914,000	\$ 965,762	\$ 917,968		5.2%	\$ 51,762
Other operating revenues		88,968	48,268		84.3%	88,968
<b>Total operating revenues</b>	<b>914,000</b>	<b>1,054,731</b>	<b>966,236</b>		<b>9.2%</b>	<b>140,731</b>
Salaries and benefits	(26,326)	(34,663)	(107,957)		67.9%	(8,337)
Cal Fire/Amador contract	(1,024,602)	(830,481)	(633,791)		-31.0%	194,121
Utilities	(12,100)	(9,168)	(8,131)		-12.7%	2,932
Legal	(7,000)	(1,955)	(1,820)		-7.4%	5,045
Other operating expenses	(80,225)	(56,852)	(66,985)		15.1%	23,373
<b>Total operating expenses</b>	<b>(1,150,253)</b>	<b>(933,118)</b>	<b>(818,684)</b>		<b>-14.0%</b>	<b>217,135</b>
Operating loss	<b>(236,253)</b>	<b>121,612</b>	<b>147,552</b>			<b>357,865</b>
Efficiency	\$ 1.26	\$ 0.88	\$ 0.85		-4.4%	0.37
Transfer to OPEB Trust	-	-	-		100.0%	-
Transfer to Pension	(45,000)	(20,198)	-		100.0%	-
Capital outlay (fixed assets)	(5,500)	0	-		100.0%	5,500
Other nonoperating expenses						
Other nonoperating revenues	500	1,704	4,095			
<b>Net Profit (Loss)</b>	<b>\$ (286,253)</b>	<b>\$ 103,118</b>	<b>\$ 151,647</b>		<b>-58.4%</b>	<b>1,204</b>
						<b>\$ 389,371</b>

**Fire Fund Quarter Summary Notes**

Property Tax up 5%

**EXPENSES**

Salaries and Benefits are down due to cancellation of Reserve program.

**NONOPERATING**

Nothing notable

**Operating Efficiency - Current Budget to Current Actual**

For Every \$1 received:

Budgeted to spend: \$ 1.258

Actually spent 0.885

Favorable (nonfavorable) Variance \$ 0.374

**Operating Efficiency - Prior Compared to Current**

For Every \$1 received:


Prior year Actual Spend

Current year Actual Spent

Favorable (nonfavorable) Variance \$ 0.847

0.885

(0.037)



**Budget to Actual**

**Groveland Community Services District**

For 4th Quarter ended Jun 30, 2016

	Budget	Actuals	date Actuals
<b>Parks</b>			
Property taxes	\$ 77,900	\$ 83,979	\$ 79,823
Other operating revenues	2,500	(2,368)	1,920
<b>Total operating revenues</b>	<b>80,400</b>	<b>81,611</b>	<b>81,743</b>
Salaries and benefits	(27,977)	(17,787)	(10,801)
Utilities	(34,300)	(24,756)	(24,911)
Legal	-	-	-
Other operating expenses	(22,650)	(18,232)	(15,074)
<b>Total operating expenses</b>	<b>(84,927)</b>	<b>(60,775)</b>	<b>(50,786)</b>
<b>Operating loss</b>	<b>(4,527)</b>	<b>20,836</b>	<b>30,957</b>
<i>Efficiency</i>	\$ 1.06	\$ 0.74	\$ 0.62
Transfer to OPEB Trust	(200)	(200)	-
Transfer to Pension	(200)	(200)	-
Capital outlay (fixed assets)	(28,000)	(33,982)	-
Other nonoperating expenses	-	-	-
Other nonoperating revenues	-	173	205
<b>Net Profit (Loss)</b>	<b>\$ (32,927)</b>	<b>\$ (13,174)</b>	<b>\$ 31,162</b>

	CY vs. PY	Favorable (Unfavorable) vs. PY	Budget
\$	4,156	5.2%	\$ 6,079
	(4,288)	-223.3%	(4,868)
	(132)		1,211
	(6,986)	-64.7%	10,190
	155	0.6%	9,544
	-	100.0%	-
	(3,158)	-21.0%	4,418
	(9,989)	-19.7%	24,152
	(10,121)		25,363
\$	(0.12)	-19.9%	\$ 0.31
	(200)	100.0%	-
	(33,982)	100.0%	(5,982)
	(32)	-15.8%	173
\$	(44,336)		\$ 19,753

**Parks Fund Quarter Summary Notes**

**REVENUE**

Property taxes up 5%

**EXPENSES**

Expenses are up 20%

**NONOPERATING**

Nothing notable.

**Operating Efficiency - Current Budget to Current Actual**

For Every \$1 received:

Budgeted to spend:

Actually spent

Favorable (nonfavorable) Variance

\$	1.056
\$	0.745
\$	0.312

**Operating Efficiency - Prior Compared to Current**


For Every \$1 received:

Prior year Actual Spend


Current year Actual Spend

Favorable (nonfavorable) Variance

\$	0.621
\$	0.745
\$	(0.123)








# ACCOUNTS PAYABLE CHECK LISTING

September, 2016

Fiscal Year 16/17

Board Approval \_\_\_\_\_




# Bank Reconciliation

## Checks by Date


User: dpercoco  
 Printed: 09/30/2016 - 3:49PM  
 Cleared and Not Cleared Checks



Check No	Check Date	Name	Comment	Module	Clear Date	Amount
114428	9/2/2016	John Pike		PR		1,213.97
114429	9/2/2016	Jonathan Sterling		PR		2,947.16
14630	9/9/2016	A&E Auto Parts		AP		43.57
14631	9/9/2016	American Industrial Equip LLC		AP		7,223.63
14632	9/9/2016	W. H. Breshears		AP		508.81
14633	9/9/2016	Conifer Communications		AP		76.90
14634	9/9/2016	CV Industrial Corp		AP		338.50
14635	9/9/2016	Dataprose Inc.		AP		1,780.36
14636	9/9/2016	Don Pedro Pump		AP		8,997.80
14637	9/9/2016	Theo Edwards		AP		800.00
14638	9/9/2016	Franklin Miller, Inc.		AP		347.13
14639	9/9/2016	GCSD		AP		4,911.08
14640	9/9/2016	General Plumbing Supply		AP		118.77
14641	9/9/2016	General Supply Co		AP		685.81
14642	9/9/2016	Beverly Giampietro		AP		182.12
14643	9/9/2016	Grainger		AP		59.42
14644	9/9/2016	Darlene Hessler		AP		7.99
14645	9/9/2016	HF Scientific, Inc.		AP		795.61
14646	9/9/2016	Hi-Tech E V S, Inc		AP		428.22
14647	9/9/2016	Ronald Honza		AP		7.50
14648	9/9/2016	IBS of Sacramento V alley		AP		385.08
14649	9/9/2016	KC Courier, LLC		AP		309.00
14650	9/9/2016	Komline-Sanderson		AP		670.20
14651	9/9/2016	Don & Barbara Lacy		AP		19.38
14652	9/9/2016	Lowe's Companies, Inc.		AP		305.35
14653	9/9/2016	Moore Bros. Savenger Co., Inc.		AP		794.48
14654	9/9/2016	Mother Lode Answering Service		AP		144.00
14655	9/9/2016	Mountain Oasis Water Systems		AP		144.70
14656	9/9/2016	National Meter & Automation		AP		64.25
14657	9/9/2016	OCT Water Quality Academy		AP		150.00
14658	9/9/2016	O'Reilly Auto Parts		AP		227.86
14659	9/9/2016	Pacific Crane Inspections		AP		1,050.00
14660	9/9/2016	Ronald Percoco		AP		2,599.00
14661	9/9/2016	PG&E		AP		638.05
14662	9/9/2016	Pine Mountain Employment Temp Ager		AP		1,012.50
14663	9/9/2016	PML Hardware & Supply Inc.		AP		570.82
14664	9/9/2016	Ray Sues Insurance & Invst		AP		7,383.04
14665	9/9/2016	San Francisco Public Utilities Commissi		AP		21,050.62
14666	9/9/2016	Sonora Regional Medical Center		AP		99.00
14667	9/9/2016	Telstar Instruments, Inc.		AP		2,999.59
14668	9/9/2016	Richard T. Todd		AP		300.00
14669	9/9/2016	Tuo. Co. Public Power Agency		AP		17,709.96
14670	9/9/2016	Two Guys Pizza		AP		51.55
114466	9/14/2016	Operating Engineers Local #3		AP		282.48
114467	9/14/2016	US Treasury		AP		277.05
901643	9/14/2016	Dept of Child Support Services		AP		482.41




Check No	Check Date	Name	Comment	Module	Clear Date	Amount
901644	9/14/2016	EDD - Electronic		AP		1,073.98
901645	9/14/2016	Federal EFTPS		AP		8,421.61
901646	9/14/2016	Pers - Electronic		AP		9,591.02
901647	9/14/2016	TD Ameritrade Trust Co.		AP		800.00
14671	9/15/2016	Jospeh & Janice Camillucci		AP		245.78
14672	9/15/2016	Gary Erickson		AP		22.14
14673	9/15/2016	Eli Harris		AP		34.44
14674	9/15/2016	Robert & Lynne Koupeny		AP		19.00
14675	9/15/2016	Louis Sisco		AP		33.25
14676	9/15/2016	Tuolumne County Recorder		AP		120.00
114444	9/16/2016	John Pike		PR		1,196.02
114445	9/16/2016	Jonathan Sterling		PR		2,947.16
14677	9/23/2016	Accela, Inc. #774375		AP		866.65
14678	9/23/2016	AM Consulting Engineers, Inc.		AP		5,770.00
14679	9/23/2016	AT&T		AP		2,666.59
14680	9/23/2016	AT&T Long Distance		AP		1,225.37
14681	9/23/2016	Atkinson, Andelson, Loya, Rudd & Ror		AP		1,875.00
14682	9/23/2016	Blue Shield of California		AP		17,203.60
14683	9/23/2016	W. H. Breshears		AP		2,509.24
14684	9/23/2016	David & Pamela Browning		AP		5.99
14685	9/23/2016	Burton's Fire Inc		AP		3,486.25
14686	9/23/2016	Carbon Copy Inc.		AP		88.50
14687	9/23/2016	CWEA		AP		83.00
14688	9/23/2016	Fastenal		AP		125.40
14689	9/23/2016	Ferguson Enterprises Inc. #1423		AP		9,508.80
14690	9/23/2016	FP Mailing Solutions		AP		287.03
14691	9/23/2016	General Plumbing Supply		AP		281.08
14692	9/23/2016	Gilbert Associates, Inc.		AP		3,100.00
14693	9/23/2016	Grainger		AP		82.94
14694	9/23/2016	H & S Parts and Service		AP		218.78
14695	9/23/2016	Hach		AP		3,046.00
14696	9/23/2016	HF Scientific, Inc.		AP		70.92
14697	9/23/2016	J.S. West Propane Gas		AP		447.82
14698	9/23/2016	LARRY LASSLEY		AP		4.90
14699	9/23/2016	MetLife Small Business Center		AP		165.93
14700	9/23/2016	National Safety, Inc.		AP		335.80
14701	9/23/2016	Neumiller & Beardslee		AP		2,749.00
14702	9/23/2016	Orchard Business/SYNCB		AP		1,359.43
14703	9/23/2016	PLIC-SBD Grand Island		AP		2,175.38
14704	9/23/2016	Michael & Carol Sellers		AP		4.90
14705	9/23/2016	Sierra Motors		AP		404.62
14706	9/23/2016	Sign Store Plus, Inc.		AP		423.73
14707	9/23/2016	Newton & Doreen Sparks		AP		4.59
14708	9/23/2016	Staples Business Advantage		AP		518.21
14709	9/23/2016	Staples Credit Plan		AP		88.86
14710	9/23/2016	Streamline		AP		200.00
14711	9/23/2016	SWRCB		AP		70.00
14712	9/23/2016	Tractor Supply Credit Plan		AP		282.65
14713	9/23/2016	Tuo. Co. Clerk & Auditor-Contr		AP		101.50
14714	9/23/2016	Tuolumne-Stanislaus IRWMA		AP		100.00
14715	9/23/2016	Univar Usa Inc.		AP		7,234.95
14716	9/23/2016	Verizon Wireless 7706		AP		138.97
14717	9/23/2016	Wells Fargo Bank, N.A.		AP		413.88
14718	9/26/2016	2talk LLC		AP		300.00
14719	9/26/2016	Calgon Carbon Corporation		AP		312.34
14720	9/26/2016	Microsoft		AP		100.00



Check No	Check Date	Name	Comment	Module	Clear Date	Amount
14721	9/26/2016	Pine Mountain Employment Temp Ager		AP		915.00
14722	9/26/2016	Standard Insurance Co		AP		386.24
14723	9/26/2016	Tuolumne County Recorder		AP		12.00
14724	9/26/2016	Usa Blue Book		AP		85.58
14725	9/26/2016	VSP		AP		368.73
114483	9/28/2016	Operating Engineers Local #3		AP		282.48
901648	9/28/2016	Dept of Child Support Services		AP		482.41
901649	9/28/2016	EDD - Electronic		AP		1,089.13
901650	9/28/2016	Federal EFTPS		AP		7,955.80
901651	9/28/2016	Pers - Electronic		AP		6,070.19
901652	9/28/2016	TD Ameritrade Trust Co.		AP		800.00
114468	9/30/2016	Jonathan Sterling		PR		2,947.16

Total Check Count: 114

Total Check Amount: 207,532.44





## Legal Fees

79-015	<u>CK#</u>	<u>Atkinson</u>	<u>CK#</u>	<u>Neumiller</u>
July	14604	\$ 7,200.00	14614	\$ 2,293.00
August	14681	\$ 1,875.00	14701	\$ 2,749.00
September				
October				
November				
December				
January				
February				
March				
April				
May				
June				

---

Total		\$ 9,075.00		\$ 5,042.00
-------	--	-------------	--	-------------

Legal Fee Total \$ 14,117.00

