



Information Provided By

O&M Manager: Luis Melchor
 Operations Supervisor: Greg Dunn
 Maintenance Supervisor: Andrew Klein
 Administration Services Technician: Rachel Pearlman

**Operations and Maintenance Report
 February 2023**

Operations Department

Wastewater Treatment Division

Influent Totals	
Total	4.47
Average	0.16
High	0.20
Low	0.13

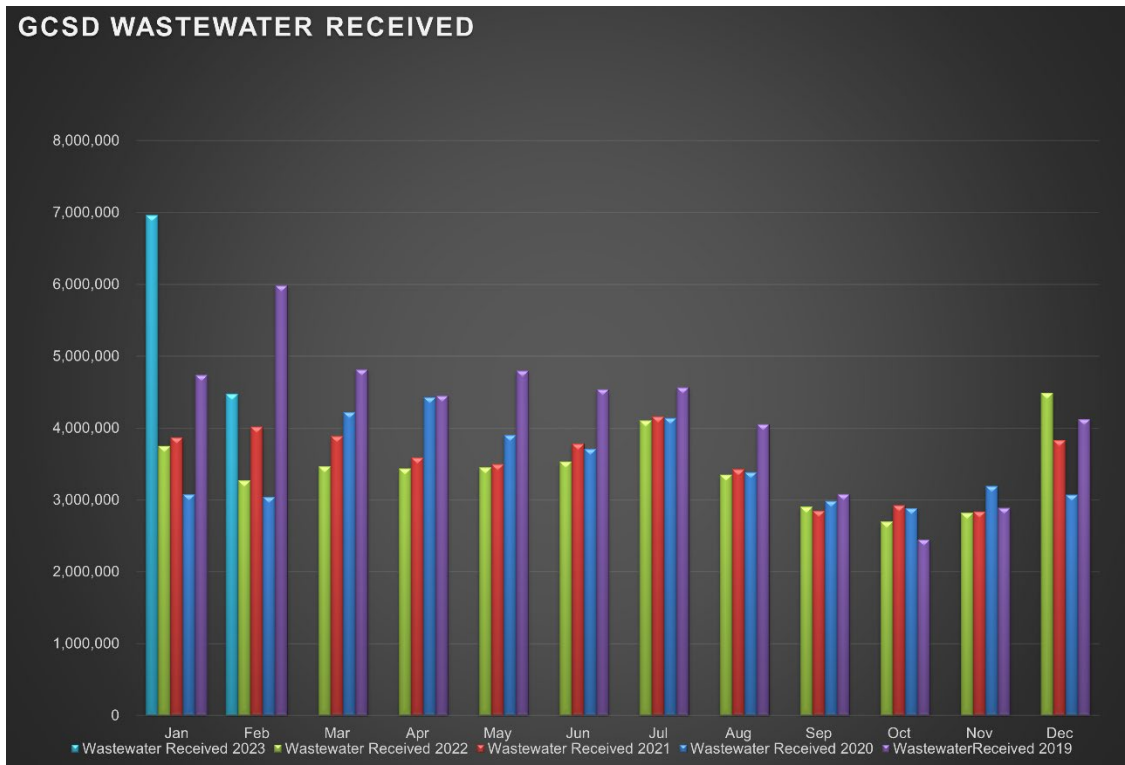
Effluent Totals	
Total	4.62
Average	0.17
High	0.21
Low	0.14

Reclamation Totals	
PML	
Spray Fields	
PML Season Total	
Spray Field Season Total	

Wasting Totals	
Total Inches	212
Total Pounds	4749
Active Accounts	1565

STP Rainfall Totals by Year During Current Month (Inches)					
Season	2023	2022	2021	2020	2019
	49.18	4.96	0.78	2.32	12.78
	High 1.44	High 0.55	High 0.94	High 0.01	High 2.02

Charted Historical Monthly Influent Totals



Wastewater Treatment Division

Routine Tasks

- Took weekly Bac-Ts and BOD of the Chlorine Contact Chamber (CCC) and sent into Alpha Lab for testing.
- Completed monthly Wastewater Report and sent to the State Water Resources Control Board
- Completed daily rounds and Lab.

Water Treatment Division

Routine Tasks

- Submitted monthly Water Treatment Report to State Water Resources Control Board
- Submitted monthly Conservation Report to State Water Boards
- Performed weekly checks and calibrations on all analyzers at 2G, BC, and AWS
- Performed monthly UV calibrations at 2G and BC.
- Took weekly Treatment Plant samples and sent them into Alpha Lab
- Monitored/sampled Distribution Tanks as needed.

Maintenance Department

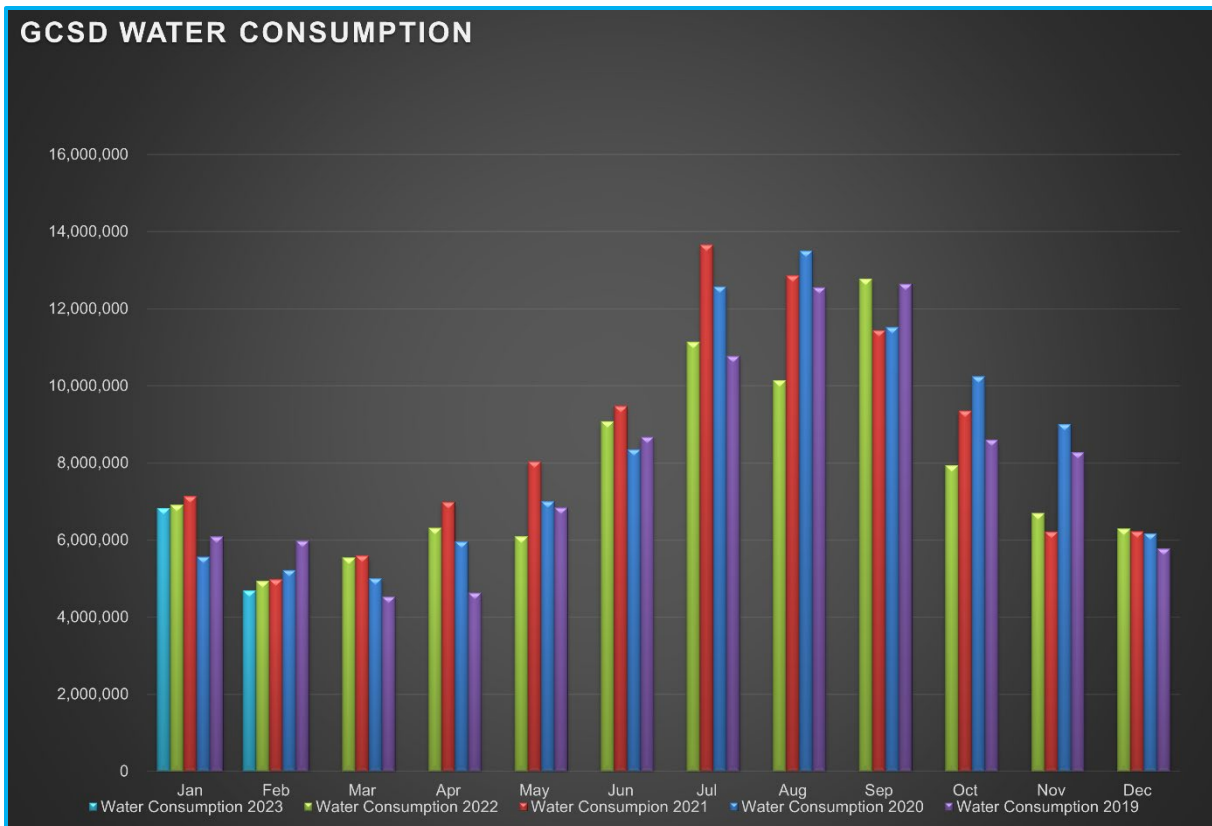
Water Distribution System Division

Meter Related Services	Total
Check / Repair Meters	5
Water Meters Installed	1
Monthly Meter Restrictions	0
Meter Lock offs	
Meter Changeouts	0
Tenant Final Reads	1
Re-Reads	25
Meter Turn-Offs	6
Meter Turn-Ons	6
Meter Tests	0
Winterize Meter	0
Total Meter Related Issues	178

Billed Consumption (Gallons)	2023	2022	2021
Residential	4,334,123	4,687,122	4,974,689
Commercial	355,441	233,024	N/A
Total	4,689,564	4,920,146	4,974,689

Active Accounts	3265
------------------------	------

Charted Historical Monthly Water Consumption



Maintenance and Repair Data

Description	Total
Water Main Leaks / Repairs	0
Water Service Line Leaks / Repairs	0
Fire Hydrant Repairs / Replacements	0
Number of Hydrants Flushed	9
Number of Dead-Ends Flushed	1
Water Valves Exercised	18
GIS Points	0

Description	Gallons
Flushing for Water Quality	19,850
Water Loss Due to Leaks / Breaks	0

After-Hours Calls (Hours)				
Water	Sewer	Park	Other	Total
10	3	1	3	17

Maintenance and Repair

- **Routine Tasks**
 - Read all District Water Meters
 - Customer Service Calls (Low / High Pressures, No Water, Turn-Ons / Turn-Offs, Etc.)
 - Underground Service Alert (USA) Utility Marking Program
 - Weekly Pump Station Inspections at Tank 2, Tank 4, Tank 5 (Buildings, Tanks, Motors, Pumps, Drives, Communications, Generators, and Auxiliary Equipment)
 - Lock offs for non-payment.


- **Tanks and Pump Stations**

- **Distribution System**
 - Water Distribution System Flushing, Pine Mountain Dr, x- Elder Ln subsequent work by PG&E.
 - Fire Hydrant repair, Dunn Ct.
 - Replace ARV boxes on Big Creek Transmission main.

Highlands Pump Station Generator Replacement



Second Garrote Finished Water Flow Valve Replacement



Wastewater Collection System Division

Description	Total
Manholes Inspected	96
GIS Points	0
Customer Complaint	0
Odor Complaints	0

Description	Total
Flushing/Jetting (Feet)	1050
Video Inspection (Feet)	357

Description	Total
Sanitary Sewer Spills (SSO)	0
SSO Gallons Spilled	0

Maintenance and Repair



- **Routine Tasks**
 - Weekly lift station site inspections (PMCS)
 - Added degreaser and odor control to lift stations.

- **Lift Stations**
 - Cleaned: LS2, LS13, LS14, LS15, LS16
 - Lift Station 7 – Remove and Replace faulty soft start controller.
 - Lift Station 12 – Remove and Replace cabinet heater.

- **Collection System**
 - Flushed/Jetted gravity sewer line areas.
 - Groveland, Bass Pond, Twin Pines Easement Manhole inspections.

Pictures

Wastewater Treatment Plant Digester Cleaning



Parks Division

Maintenance and Repair

- **Mary Laveroni Community Park**
 - Landscape Maintenance
 - Water line leak repair near restrooms
 - Daily trash and bathroom maintenance

- **Ballfield & Dog Park**

General Maintenance Division

Maintenance By Department

- **Operations Department**
 - 2G Water Treatment Plant
 - Installed new Booster #1 control valve and surge valve.
 - Replace 2 flow meters (Chlorine contact tank and finish water)
 - Big Creek Water Treatment Plant
 - AWS
 - Repaired backwash filler.
 - STP
 - Replace 1 blower motor. Fabricate and install new safety guard.
 - Clean and lubricate 1 blower motor.
 - Replace both blower motor check valves.

- **Maintenance Department**
 - Equipment
 - Monthly inspect and run at operating temperatures...
 - Rain for Rent, Sullair, Vactron, Cement mixer, Light Tower, STP generator, Dunn Ct Generator, AWS Generator, Standby Generator, Highlands Generator.
 - R&R parts washer motor. (Warranty)
 - 80001: Diagnose Hotsy pressure washer. Repairs made for faulty ignitor.

 - Vehicles
 - 60523: 90 Day Inspection
 - 60524: 90 Day Inspection
 - 79783: 90 Day Inspection
 - 70087: 90 Day Inspection

- 70981: 90 Day Inspection
- 79783: 90 Day Inspection
- Buildings & Yard
 - General yard cleanliness.
 - Vegetation management.

Contracted Work

- Day Generator Service
 - Generator upgrades at LS1, LS2, LS7, LS8, LS9, LS13, Highlands PS, Big Creek TP, Second Garrote TP, and Admin.
- Moyle Excavation
 - Sanitary Sewer Replacement CIP project continuing

Workplace Safety and Training

- Routine Safety Meetings
 - Daily Tailgate Meetings
 - Weekly Safety Meetings
 - Weekly Security Checks
 - Weekly Vehicle Inspection
- Cla-Val Valve Training (C&D/Maintenance)